


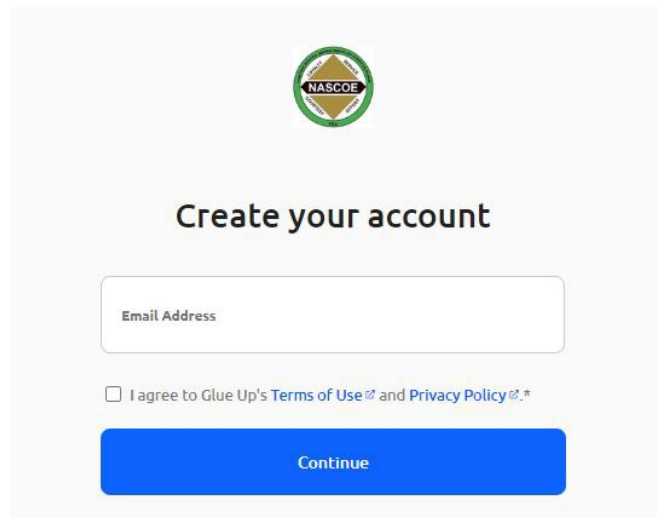
Good morning NASCOE!

The new website is live! Now that we have a connected platform, we are ready for all **Associate and Honorary Lifetime Members** to register for access to the the NASCOE App. Please follow the steps below to complete your registration.

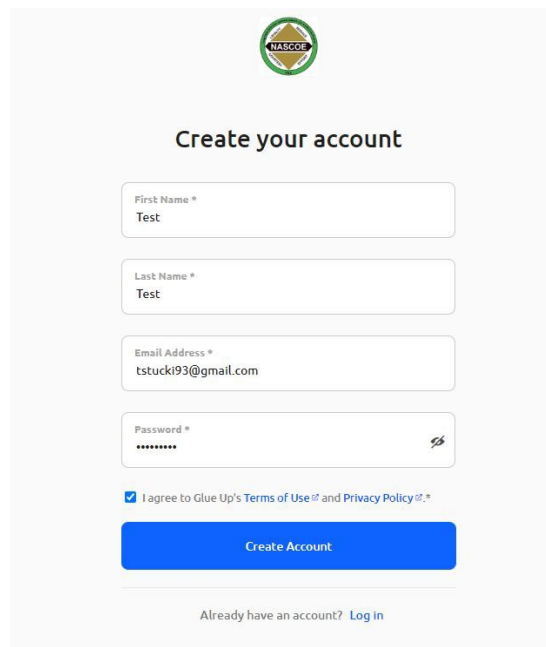
1. Go to [www.nascoe.org](http://www.nascoe.org) and click the green registration button on the top right of the home page.



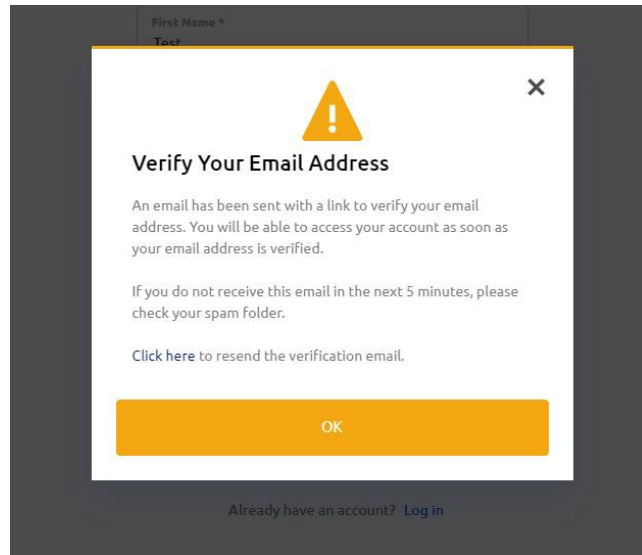
2. Begin your account with a valid email address and click "I Agree."

A screenshot of the 'Create your account' form. At the top is the NASCOE logo. Below it is the heading 'Create your account'. There is a text input field for 'Email Address'. Below the field is a checkbox with the text 'I agree to Glue Up's Terms of Use and Privacy Policy'. At the bottom is a blue 'Continue' button.


3. Enter your information and create a password for your account. **REMEMBER YOUR PASSWORD!**

A screenshot of the 'Create your account' form. At the top is the NASCOE logo. Below it is the heading 'Create your account'. There are four text input fields: 'First Name \*' with 'Test', 'Last Name \*' with 'Test', 'Email Address \*' with 'tstucki93@gmail.com', and 'Password \*' with masked characters. Below the fields is a checked checkbox with the text 'I agree to Glue Up's Terms of Use and Privacy Policy'. At the bottom is a blue 'Create Account' button. Below the button is a link: 'Already have an account? Log In'.

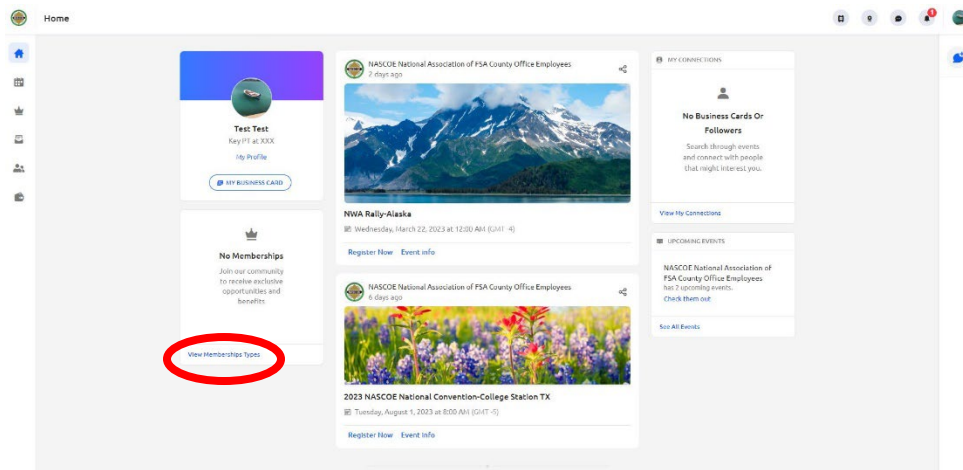
4. Next, you will get an email (within 5 minutes) to verify your account.



5. Open the email and click on the green bar to verify your email for your account. It will bring you back to the login screen. Proceed to login.



6. Once you are logged in you will be brought to this homepage below. Click on the “View Membership Types” on the left side of the homepage.



7. You will scroll to the bottom and select which membership type applies to you (Honorary Lifetime Member or Associate Member)

Duration 12 months	<b>Associate Membership</b> Individual	<a href="#">APPLY</a>
Duration Lifetime	<b>NASCOE Honorary Lifetime Membership</b> Individual	<a href="#">APPLY</a>

8. Click Apply and complete the information.

Please fill in your member application details.

Phone +1 4053688297	HQ State* XX
HQ County XX	Area #: SWA
SCD	<b>Key Program Area</b> <input type="checkbox"/> Farm Records <input type="checkbox"/> ARC/PLC <input type="checkbox"/> NAP <input type="checkbox"/> LFP <input type="checkbox"/> CRP <input type="checkbox"/> FSFL <input type="checkbox"/> MAL/LDP <input type="checkbox"/> Pay Limit <input type="checkbox"/> ECP <input type="checkbox"/> ELAP <input type="checkbox"/> LIP <input type="checkbox"/> TAP <input type="checkbox"/> Other

[BACK](#) [APPLY](#)


9. You will receive a notification that your membership is pending approval. (NASCOE Leadership will do our best to get through this worklist in **10 business days**, but will also depend on states responding with membership verifications timely)

**⚠ Your membership application is awaiting approval.**


### Membership Awaiting Approval

Thank you for your application. You will receive an email at [tstucki93@gmail.com](mailto:tstucki93@gmail.com) after your application has been reviewed by our membership team.

10. You will receive an email showing that your membership application is pending.



11. After approval you will receive an email stating membership approval. Follow the blue link to login via a desktop or download the NASCOE App to have all the features available at your fingertips!



Thank you for your patience during the transition and we can't wait for everyone to have a space to connect and network with fellow NASCOE Members! Enjoy! 😊