



National Association of FSA County Office Employees Publicity Committee

National Chair: Teresa Holmquist, Minnesota

Convention Photography by
Mike Thomas Photography, Poteau, Oklahoma

How to Access and Download Pictures from the 2019 NASCOE Convention

This year, you have three options for obtaining photos from the 2019 NASCOE Convention:



1. Download entire photo album (No cost)
2. Download only your favorite photos (No Cost)
3. Purchase a DVD containing all photos (\$5.00 charge for materials and shipping)

Option 1 – Download all photos

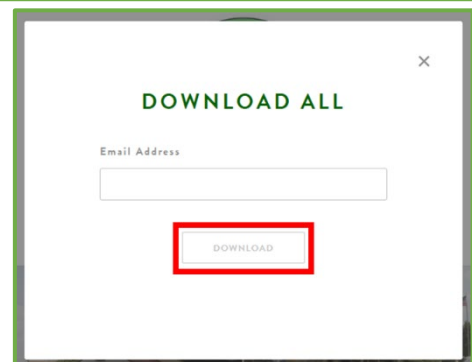
1. Access the gallery by clicking on the following link.

<https://nascoe.shootproof.com/2019NASCOE>

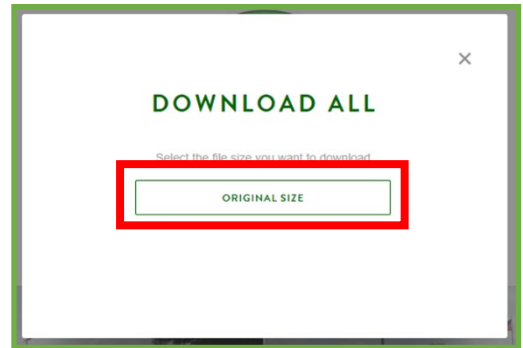
2. Once the website opens you will click the “Open Gallery” button in the lower right-hand corner of the screen.
3. Once the gallery opens there will be a “Download” button on the right-hand side of the screen.



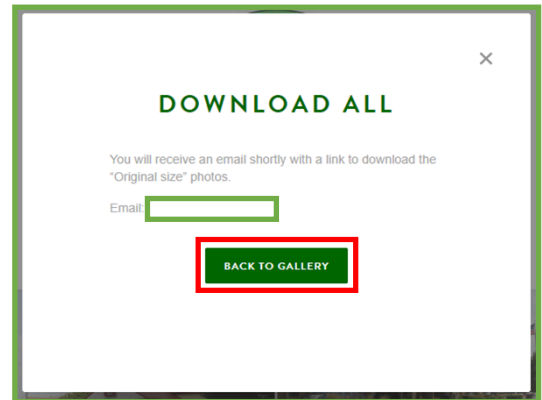
4. A screen will pop up for you to enter your email address. After you have entered your email address click on the “Download” button.



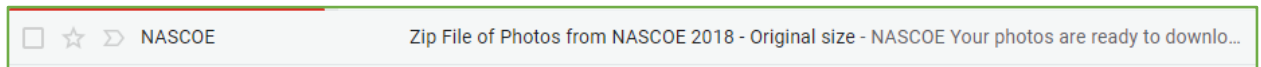
5. Next, a screen will open and you will select “Original Size”.



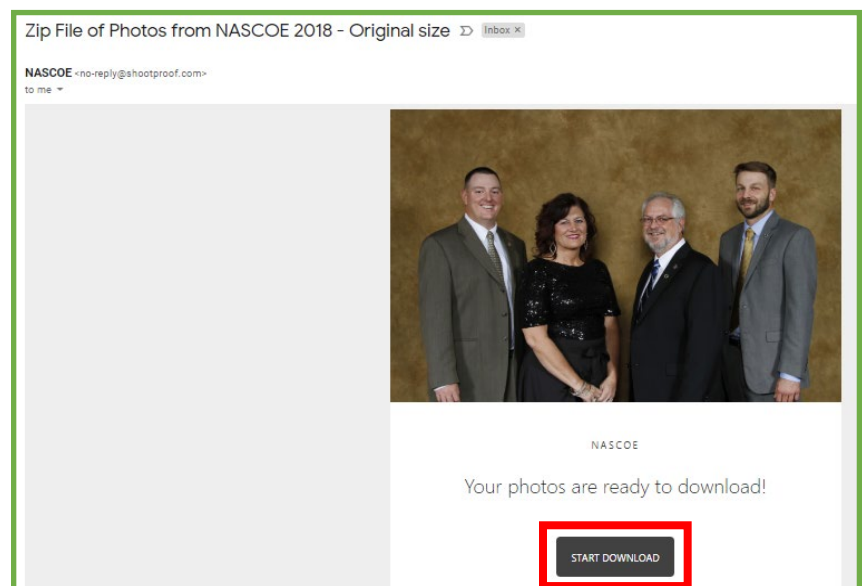
6. Your next screen will look like this. If you click the “Back to Gallery” button you will be directed back to the gallery where you can look through all the memories from convention.



7. You will then go to your email account where you wanted the photo file to be sent. Open the email.

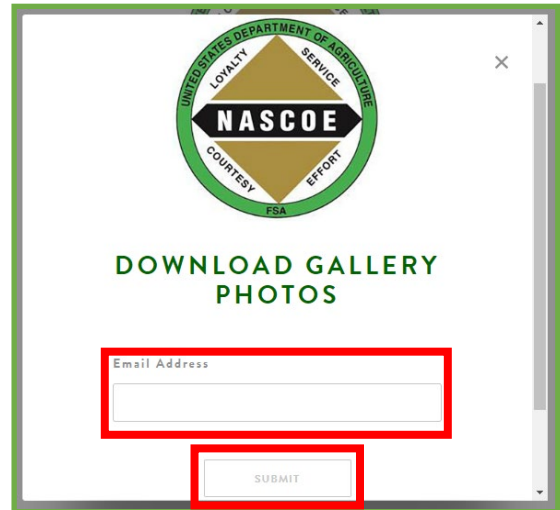


8. Once the email is open you will find a “Start Download” button. Click “Start Download”.




9. Next you will be taken back to the ShootProof website, and a “Download Gallery Photos” will appear.

Once again, you will enter your email address again to confirm you requested the download and then click “Submit”.



10. At the next window you will click “Download” on each of the four Zip files. There are four files due to the large number of pictures in the gallery.

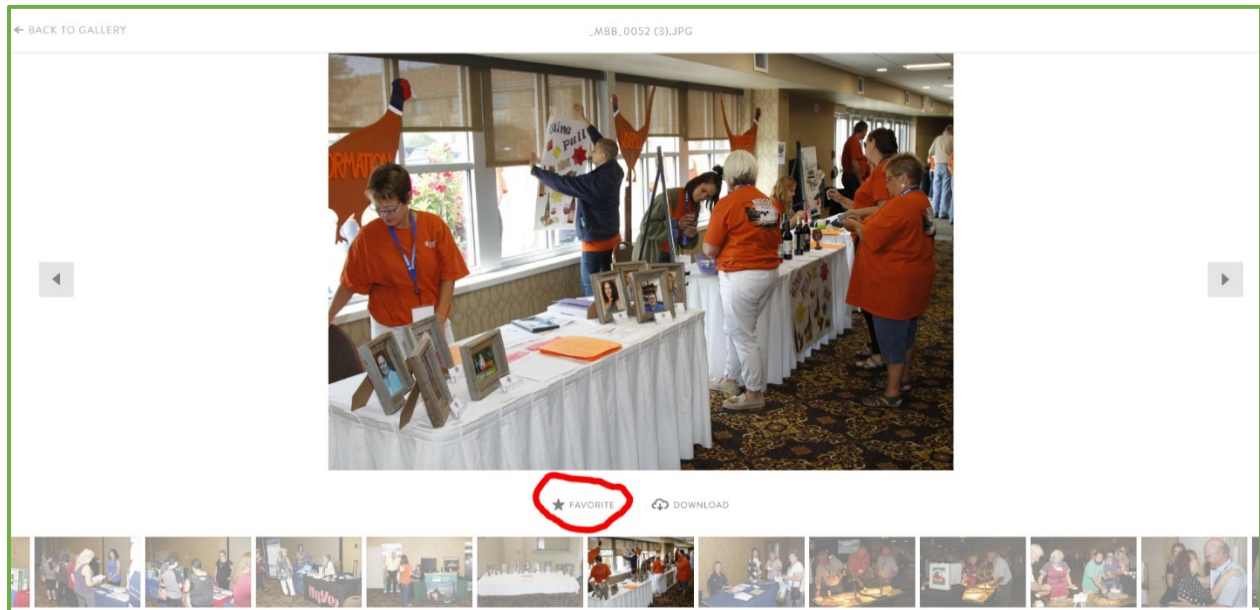
11. After that you will select where you want the files saved to your computer.



Option 2 – Download only your Favorite Photos

1. Follow steps one and two from Option 1 to access the NASCOE 2018 gallery at: <https://nascoe.shootproof.com/2019NASCOE>
2. Scroll through the gallery. When you find a photo that you would like to download, click on the photo.

3. The photo you chose will open up larger. Below the picture, you will have two options: Favorite or Download




4. If you click “Favorite”, you will be prompted to add your email address. This should be the email address that you will use to access your photos.


A screenshot of a form titled "FAVORITE A PHOTO" with a close button (X) in the top right corner. Below the title, there is a prompt: "Enter your email address to save your favorite photos. You can share these favorites with family and friends!". There are two input fields: "Email Address" and "Confirm Email Address", both with a red border and a blue checkmark icon on the right. Below the input fields is a "Save" button.

5. Once you have set your email address, you will only need to click the “Favorite” option when you find a photo that you like.

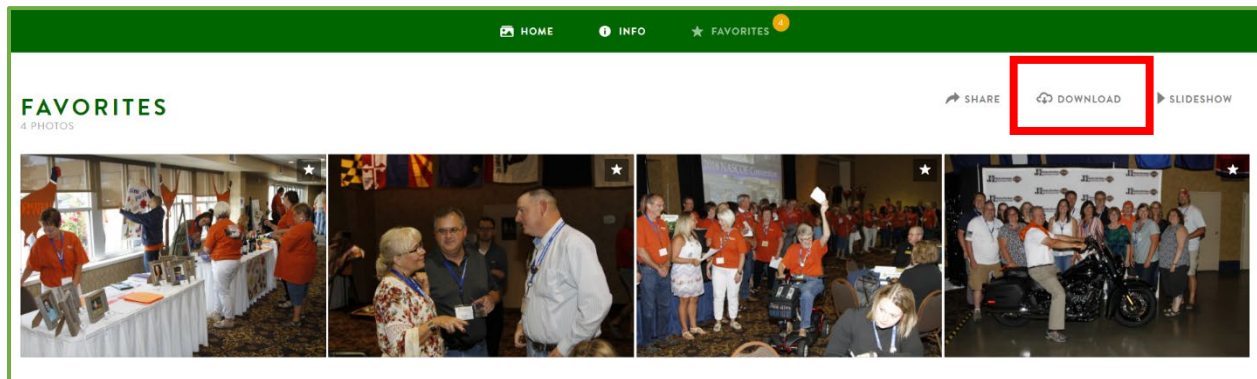
6. After you have selected all of the photos that you wish to download, Click the “Back to Gallery” option in the upper left-hand corner of the window. This will return you to the main page of the gallery.



7. At the top of the page, you will notice that there is a number in a gold circle next to the “Favorites” option.



8. Clicking on this option will allow you to view only the photos that you have chosen to mark as a “Favorite”.



9. When your “Favorites” gallery is open, you can click “Download” to download just those photos to your computer.

10. Follows steps 4 through 11 from Option 1 to complete the download process.

Option 3 – Order a DVD Containing all photos

If you choose, you may order a DVD of all the photos in the Gallery. Because there are costs of materials and shipping, there is a \$5.00 charge to order a DVD. Please use the order form found at the following link:

[DVD Order Form](#)

Please contact Teresa Holmquist, NASCOE Publicity Chair with any questions regarding this process. Cell phone: (507) 380-6593; email: nascoepublicitychair@gmail.com